



trace  
**WIELAND**






trace patient

## recover in comfort

A slim profile and graceful contours give Trace an unmistakable style advantage over the typical metal chair. Trace is designed with a combination of high density molded foam for patient support, and low density foam selectively positioned to avoid pressure points while sitting.







trace waiting





## contemporary aesthetics meet practical functionality

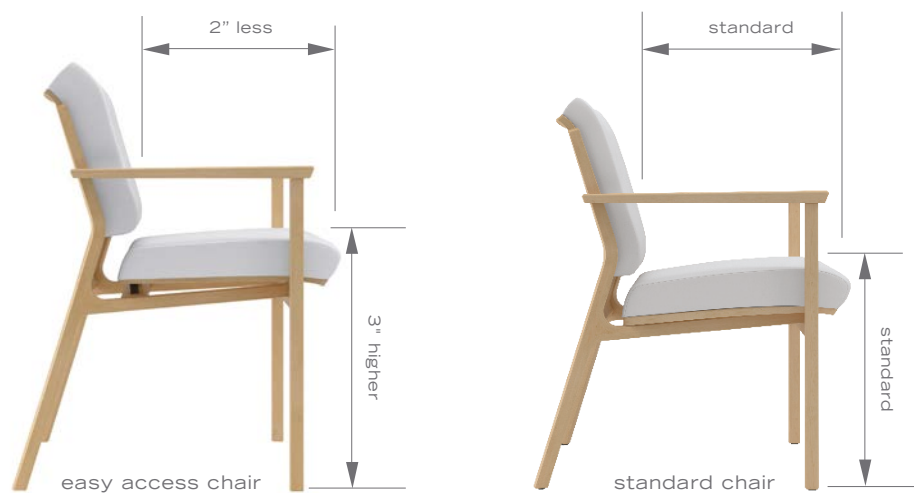
The look of molded wood back option adds a level of sophistication not typically found in the patient room or waiting area. A generous clean-out is incorporated without disturbing the beauty of the molded wood seat and back contours. The elegant, elliptical frame profile is rarely found in a metal solution.





## designed just right ...

The trace easy access chair design has been carefully refined to meet modern orthopedic post-op and rehab requirements. Through research with orthopedic professionals, we found they not only like to have easy access chairs in the waiting area, but they are also used in the rehabilitation process.



Shorter seat depth aids orthopedic surgery patients in comfort. 3" higher seat height and level pitch meet post surgery restrictions.



trace easy access chair



trace tables

## form meets function

Trace occasional tables provide a practical and refined surface solution. The coffee table and end tables feature a reverse bevel edge profile to complement the Trace seating collection. The tops are offered in thermoform to aid infection control efforts. Laminate and wood veneer tops are also available.





## trace patient metal or wood

- Motion chairs only available with fully upholstered outer back and seat
- Tip back casters available on all models
- Back edge wall guard is standard on motion chairs while thick layers of internal foam along the top edge provide additional protection against damage



6357122  
patient chair



6357130  
bariatric patient chair



6357122  
patient chair



6357122  
patient chair



63571M22  
high back motion chair



63571M22  
high back motion chair



63511M22  
low back motion chair



6350100M  
11" ottoman



6350100  
13" ottoman



6347122  
patient chair



6347130  
bariatric patient chair



6347122  
fully upholstered back



6340100  
ottoman



## highlights

- Molded wood under seat and outer back panel is standard on non-motion chairs
- Contoured back and molded foam add comfort
- Generous clean out between seat and back
- Contrasting headrest panel on high backs
- Arm caps are available in wood, thermoform and urethane
- Ottoman nests neatly beneath seat
- Fully upholstered seat and back available
- Optional moisture barrier available
- Designed to accommodate bariatric capacities
- Ganging assembly available for non-motion chairs
- 25 year warranty

## trace waiting metal or wood



6351122  
chair



6351140  
loveseat



6351130  
bariatric



6341130  
bariatric



6341140  
loveseat




6341122  
chair



6341122  
shown with ganging assembly



ganging assembly



tip back caster



## trace easy access chair metal & wood



63541H22  
easy access chair



63541H30  
bariatric



63541H22  
easy access chair



63541H22  
easy access chair



63441H22  
easy access chair



63441H30  
bariatric



63441H22  
easy access chair



63441H22  
easy access chair

## trace tables metal & wood



6300051  
end table



63500051  
end table



63500052  
coffee table



6300001  
end table



6300001  
end table



6300002  
coffee table



patient

Product No.	Description	W	D	H	SW	SD	SH	AH	WT	YDG	WT CAP
6357122	Patient Chair, 22" Seat, Metal Frame, High Back	26	24.5	43	22	18	18.5	25	37	1.75	550
6357130	Patient Chair, 30" Seat, Metal Frame, High Back	34	24.5	43	30	18	18.5	25	48	2.25	750
6350100	Ottoman, Metal Frame	18.5	17	13	-	-	-	-	11	1.5	-
63571M22*	Motion Chair, 22" Seat, Metal Frame, High Back	26	24.5	43	22	18	18.5	25	47	2.25	550
63571M30*	Motion Chair, 30" Seat, Metal Frame, High Back	34	24.5	43	30	18	18.5	25	58	3.25	750
6350100M**	Ottoman, Metal Frame	18.5	17	11	-	-	-	-	10.5	1.5	-
6347122	Patient Chair, 22" Seat, Wood Frame, High Back	26	24.5	43	22	18	18.5	25	46	1.75	550
6347130	Patient Chair, 30" Seat, Wood Frame, High Back	34	24.5	43	30	18	18.5	25	58	2.25	750
6340100	Ottoman, Wood	18.5	17	13	-	-	-	-	10.25	1.5	-

waiting

Product No.	Description	W	D	H	SW	SD	SH	AH	WT	YDG	WT CAP
6351122	Chair, 22" Seat, Metal Frame, Low Back	26	24.5	32.75	22	18	18.5	25	33	1.75	550
6351130	Chair, 30" Seat, Metal Frame, Low Back	34	24.5	32.75	30	18	18.5	25	40	2	750
6351140	Loveseat, 40" Seat, Metal Frame, Low Back	44	24.5	32.75	40	18	18.5	25	50	2	750
63511M22*	Motion Chair, 22" Seat, Metal Frame, Low Back	26	24.5	32.75	22	18	18.5	25	43	2	550
63511M30*	Motion Chair, 30" Seat, Metal Frame, Low Back	34	24.5	32.75	30	18	18.5	25	50	2.75	750
6341122	Chair, 22" Seat, Wood Frame, Low Back	26	24.5	32.75	22	18	18.5	25	39	1.75	550
6341130	Chair, 30" Seat, Wood Frame, Low Back	34	24.5	32.75	30	18	18.5	25	53	2	750
6341140	Loveseat, 40" Seat, Wood Frame, Low Back	44	24.5	32.75	40	18	18.5	25	65	2	750

easy access

Product No.	Description	W	D	H	SW	SD	SH	AH	WT	YDG	WT CAP
63541H22	Easy Access Chair, 22" Seat, Metal Frame	26	24.25	36	22	16	21.5	27.75	36	1.75	550
63541H30	Easy Access Chair, 30" Seat, Metal Frame	34	24.25	36	30	16	21.5	27.75	43	2	750
63441H22	Easy Access Chair, 22" Seat, Wood Frame	26	24.25	36	22	16	21.5	27.75	36	1.75	550
63441H30	Easy Access Chair, 30" Seat, Wood Frame	34	24.25	36	30	16	21.5	27.75	43	2	750

tables

Product No.	Description	W	D	H	SW	SD	SH	AH	WT	YDG	WT CAP
6300051	Metal End Table	20	20	21	-	-	-	-	20	-	-
6300052	Metal Coffee Table	40	20	16	-	-	-	-	33	-	-
6300001	Wood End Table	20	20	21	-	-	-	-	27	-	-
6300002	Wood Coffee Table	40	20	16	-	-	-	-	42	-	-

COM yardage estimate is required when fabric is zoned or matched. COM yardage includes wood reveal seat and wood outer back only. COM yardage is based on plain, non-zoned 54" wide upholstery.

\*Only available with fully upholstered back. \*\*Designed to nest under motion chairs.





# WIELAND

888.Wieland  
wielandhealthcare.com

© 2019 Sauder Manufacturing Co. All rights reserved. HC004671016\_0419

